

# SecurEdge™ METAL


## Flat Sheet Color Chart




STONE WHITE




BONE WHITE



REGAL WHITE



SANDSTONE



ALMOND



SIERRA TAN



BUCKSKIN



MEDIUM BRONZE



DARK BRONZE




BURNISHED SLATE



MIDNIGHT BRONZE




ANTIQUÉ BRONZE



AGED BRONZE



MANSARD BROWN



BLACK



ONYX



IRON ORE



GRAPHITE



CITYSCAPE



SLATE GRAY



GRANITE

*L*



MUSKET GRAY



CHARCOAL



HEMLOCK GREEN



PATINA GREEN



FOREST GREEN



HARTFORD GREEN



TERRA COTTA



COLONIAL RED



CARDINAL RED



MILITARY BLUE



PACIFIC BLUE



INTERSTATE BLUE



AWARD BLUE



SILVER

*P*



ZINC

*P*



WEATHERED ZINC

*P*



CHAMPAGNE

*P*



COPPER PENNY

*P*



DREXLUME™

*M*

● = Standard Product

✓ = CRRC Approved Finishes

Product Options	SR	SRI	24 ga x 48"	22 ga x 48"	0.032 x 48"	0.040 X 48"	0.050 x 48"	0.063 x 48"	Cool Roof Rated
<b>Standard Colors</b>									
Aged Bronze	0.29	29	●						✓
Almond	0.53	62	●	●	●	●	●		✓
Antique Bronze	0.29	28	●		●	●			✓
Black	0.04	-2	●	●	●	●	●	●	
Bone White	0.67	81	●	●	●	●	●		✓
Buckskin	0.38	41	●		●			●	✓
Burgundy	0.24	23	●						
Burnished Slate	0.32	33	●						
Charcoal	0.27	27	●		●	●	●		✓
Cityscape	0.44	49	●	●	●	●	●		✓
Colonial Red	0.32	34	●		●	●	●		✓
Dark Bronze	0.26	24	●	●	●	●	●	●	✓
Evergreen	0.28	27	●						
Forest Green	0.10	6	●		●	●			
Graphite	0.29	29	●						
Hartford Green	0.29	29	●			●			
Hemlock Green	0.29	29	●		●				✓
Interstate Blue	0.13	8	●		●		●		
Iron Ore	0.27	26	●		●	●	●		✓
Mansard Brown	0.29	29	●	●	●	●	●		✓
Medium Bronze	0.26	26	●	●	●	●	●	●	✓
Midnight Bronze	0.06	0	●			●			
Military Blue	0.29	29	●		●				✓
Musket Gray	0.31	32	●	●	●		●		✓
Onyx	0.26	25	●	●					
Pacific Blue	0.25	24	●		●				✓
Patina Green	0.33	34	●						✓
Regal White	0.60	78	●		●	●			
Sandstone	0.49	56	●	●	●	●	●	●	✓
Sierra Tan	0.36	39	●	●	●	●	●		✓
Slate Gray	0.37	40	●	●	●	●	●		✓
Stone White	0.64	77	●	●	●	●	●	●	✓
Teal	0.26	25	●		●	●	●		✓
Terra Cotta	0.36	39	●		●		●		✓
<b>Low Gloss Colors</b>									
Berkshire Blue	0.30	31	●						
Classic Bronze	0.29	28	●						✓
Granite	0.32	33	●	●	●	●	●		✓
Inkwell	0.27	26	●						
Traditional Black	0.20	17	●		●				
Weathered Steel	0.34	34	●						
<b>Metallics</b>									
Anodic Clear	0.32	31				●			
Champagne	0.40	42	●		●	●	●		✓
Copper Penny	0.47	53	●		●	●			✓
Silver	0.49	54	●	●	●	●	●		✓
Silversmith	0.32	34				●			
Weathered Zinc	0.26	23	●	●	●		●		✓
Zinc*	0.33	35	●		●	●			✓
<b>Exotics - 10-year Color Fade Warranty</b>									
Award Blue (10-YR)*	0.21	17	●		●				
Cardinal Red (10-YR)*	0.37	39	●		●				✓
<b>Bare Products</b>									
Drexlume™			●	●					
Mill Finished Aluminum					●	●	●	●	
Clear Anodized					●	●	●	●	
Dark Bronze Anodized					●	●	●	●	
Black Anodized						●	●	●	
HDG G90									

● 16ga x 48" x 120" ● 18 ga x 48" x 120" ● 20 ga x 48" x 120" ● 22 ga x 48" x 120"

- » High-performance perimeter edge products.
- » Carlisle SynTec Systems standard sheets come in 48" x 120".
- » 35-year paint warranty on Galvalume® and Aluminum substrates, excluding Exotics.
- » 25-year warranty on Drexlume™.

- » Not all colors and gauges are stocked in all locations. Contact your local manufacturer's representative for specific stocking information and special requests.
- » Custom colors available.
- » Oil canning is not a cause for rejection.

**SHERWIN-WILLIAMS**  
Coil Coatings