



# PERMASNAP PREMIER PLUS QUICKLOCK RADIUS COPING

## TAPERED VERSION

**IMPORTANT!!!** MUST INDICATE PROPER RADIUS CONDITION BY CIRCLING APPROPRIATE OUTSIDE FACE

PROVIDING A RADIUS  
THE RADIUS MAY BE PROVIDED  
IN ONE OF TWO METHODS:

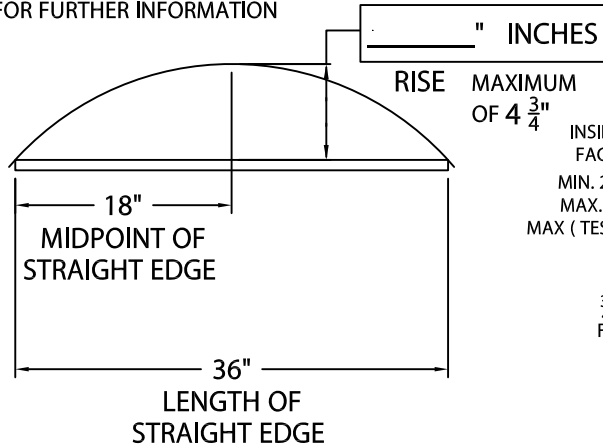
1.) THE ACTUAL KNOWN RADIUS IS

\_\_\_\_\_ ' FEET \_\_\_\_\_ " INCHES    MINIMUM OF 3'-0"

OR

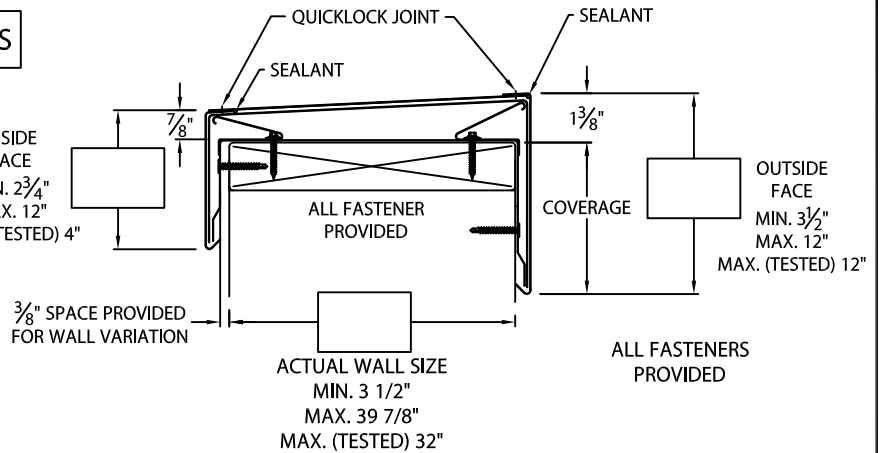
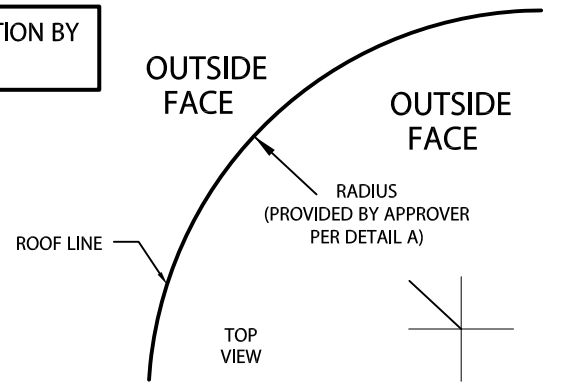
2.) FIELD CONDITION MEASUREMENTS

NOTE: REFER TO ATTACHED WORKSHEET  
FOR FURTHER INFORMATION



NOTE: CHECK MEASUREMENTS ALONG ENTIRE RADIUS.

DETAIL A



PLEASE SPECIFY SUBSTRATE:  
(IF SUBSTRATE INFORMATION IS NOT GIVEN, WOOD SUBSTRATE FASTENERS WILL BE PROVIDED)

- WOOD
- MASONRY
- METAL

**NOTES:** – CONCEALED SPLICE PLATES ARE PROVIDED WITH FACTORY APPLIED DUAL NON-CURING SEALANT STRIPS.  
– FABRICATION OF RADIUS IS FURNISHED UTILIZING A NON-PENETRATING QUICKLOCK JOINT, THEN FACTORY SEALED WATERTIGHT.

**MATERIAL:**

\_\_\_ 24 GA. STEEL                      \_\_\_ .050" ALUMINUM  
 \_\_\_ .040" ALUMINUM                \_\_\_ .063" ALUMINUM  
 \_\_\_ OTHER \_\_\_\_\_  
 COLOR: \_\_\_\_\_  
 FINISH: \_\_\_\_\_

**QUANTITIES:**

\_\_\_\_\_ LINEAL FEET 4'-0" LENGTHS

Fabrication will proceed only after receipt of signed print approval.

## Print Approval:

Architect and/or contractor shall verify all dimensions, sizes and quantities. All products to be installed in strict accordance with printed instructions.

Approved by: \_\_\_\_\_

Date: \_\_\_\_\_

PROJECT:

ARCHITECT:

ROOFING CONTRACTOR:

REPRESENTATIVE/DISTRIBUTOR:

**Hickman Edge Systems**

4 Commerce Way

Arden, NC 28704

Phone: 828-676-1700

[www.hickmanedgesystems.com](http://www.hickmanedgesystems.com)

DATE: 08/04/23

DRN BY: MLM

CKD BY: MM

SHT.# \_\_\_ OF \_\_\_

DWG# 64011-38572

**D**

