

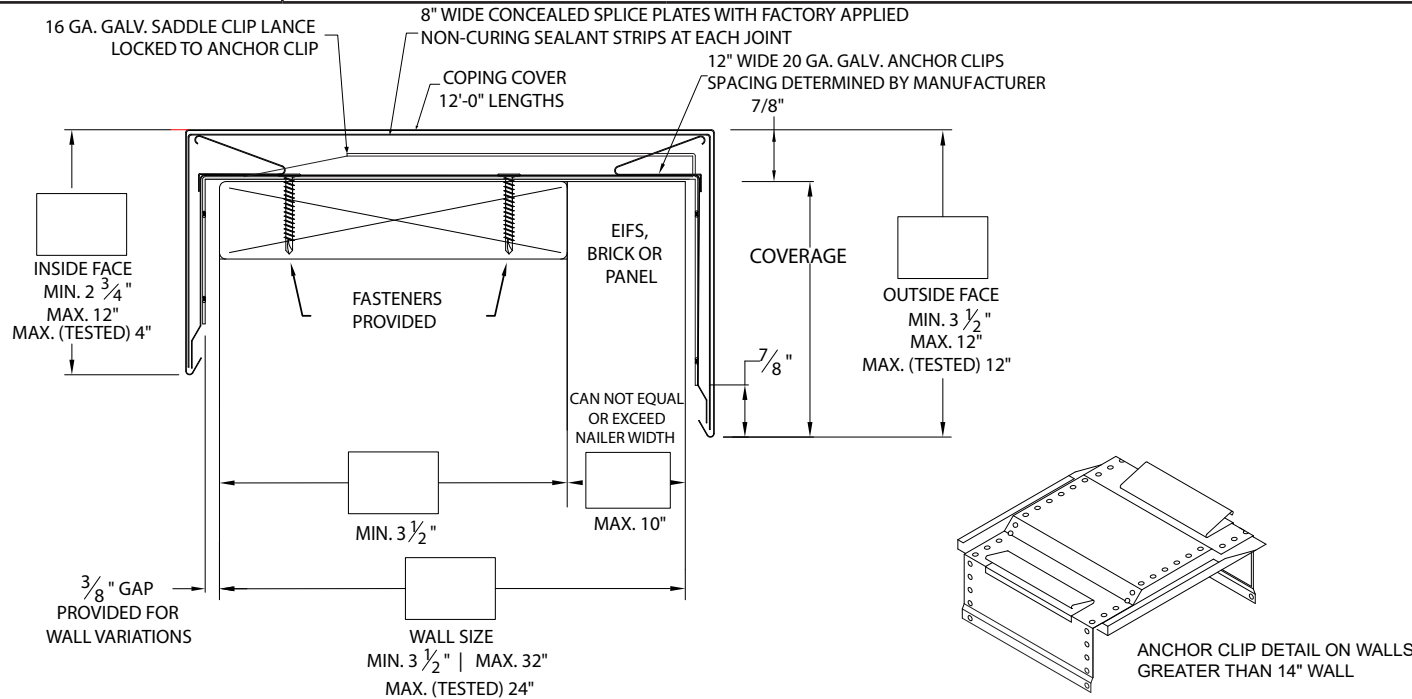


PERMASNAP CANTILEVER COPING

SADDLE VERSION FLAT

* NOTES

- Oil canning can occur on larger face heights; recommend 22 ga., .050" or .063" for face height over 8"
- 24 Ga. and .040" Aluminum covers available for wall sizes 3.5" to 24" ONLY
- Unless otherwise noted, fabrication of miters and accessories are furnished standard utilizing a non-penetrating quicklock joint, the factory sealed watertight
- Welded accessories require a minimum material thickness of .050"
- For non-90 miters, see separate print approval
- Product should be installed per provided installation instructions
- ANSI/SPRI/FM 4435/ES-1 test pressures up to 75 psf (Horizontal) and 130 psf (Vertical)



APPROVALS*

ANSI/SPRI/FM 4435/ES-1
Test Pressures listed in notes

MATERIAL*

- 24 Ga. Galv. Steel Color: _____
- 22 Ga. Galv. Steel Finish: _____
- .040" Aluminum Substrate:
- .050" Aluminum if substrate is not Wood
- .063" Aluminum given, wood fasteners Masonry
- OTHER: _____ will be provided. Metal

QUANTITIES

Accessory Type* : Quicklock (Default) Welded (Surcharge)

_____ Lineal Feet (12'-0" Lengths)

_____ Outside Miter (90°)

_____ Inside Miter (90°)

_____ Right Endcaps

_____ Left Endcaps

_____ Right Endwall Flashing (Coping Version)

_____ Left Endwall Flashing (Coping Version)

_____ Right Endwall Flashing (Splice Plate Version)

_____ Left Endwall Flashing (Splice Plate Version)

PROJECT INFO

Project Name: _____

Architect: _____

Roofing Contractor: _____

Project Type:

By selecting this box you have verified and confirmed that dimensions, sizes, and quantities are correct. All products will be installed in strict accordance with printed instructions.

SHT# _____ of _____

DATE: **05/06/24**

Date: _____

Hickman Edge Systems
4 Commerce Way
Arden, NC 28704
Phone: 828-676-1700
www.hickmanedgesystems.com

DRN BY: **MM**

CKD BY: **MM**

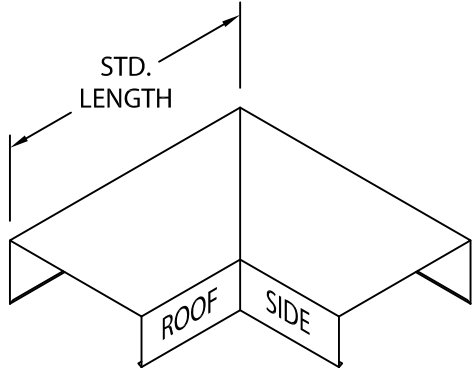
DWG #: 64011-42829

REV: **A**

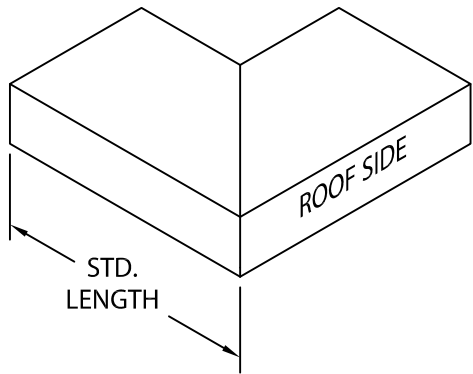
PERMASNAP CANTILEVER COPING

SADDLE VERSION

STANDARD ACCESSORIES

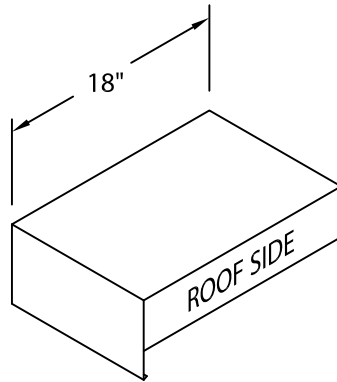


OUTSIDE MITER

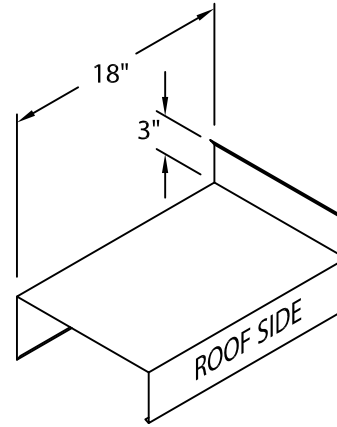


INSIDE MITER

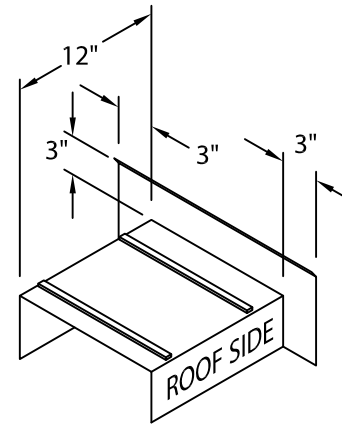
MITER STANDARD LEG LENGTH:
WALL SIZE + 10 1/4" = LENGTH



ENDCAP
(LEFT HAND SHOWN)



ENDWALL FLASHING
COPING VERSION
(RIGHT HAND SHOWN)



ENDWALL FLASHING
SPLICE PLATE VERSION
(RIGHT HAND SHOWN)
(AVAILABLE ONLY IN
.040" WELDED, PAINTED
TO MATCH COPING)

NOTES

Additional accessories are available including:

- Transition Miters
- Straight Transition Miters
- "T" Miters
- "Z" Miters
- Step-up Miters
- Peak / Valley Miters
- Pilaster Caps
- Radius Coping

For additional accessory requirements, attach sketches or call manufacturer for assistance.

SHT# ____ of ____

DATE: **05/06/24**

DRN BY: **JJC**

CKD BY: **MM**

DWG #: 64011-42829

REV: **A**

Hickman Edge Systems
4 Commerce Way
Arden, NC 28704
Phone: 828-676-1700
www.hickmanedgesystems.com