

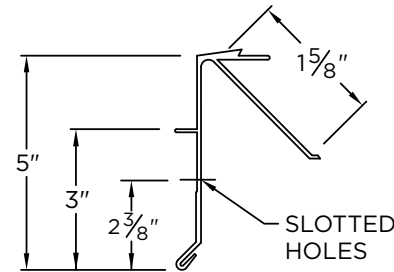
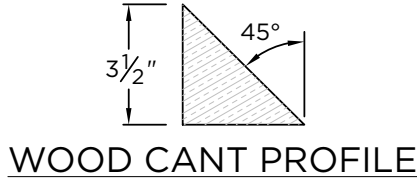
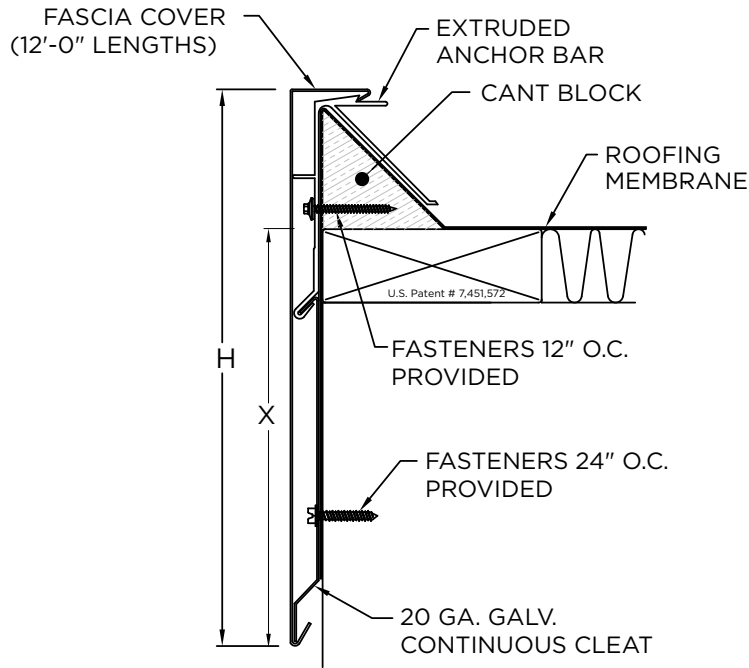


VERSITRIM EX EXTENDED CANTED FASCIA

EXISTING BEVELED WOOD NAILER

NOTES

- Fascia cover provided with splice plates
- For non-90 miters, see separate print approval
- Product should be installed per provided installation instructions



DIMENSIONS

PRODUCT ID. NO.	H DIM	X DIM	NAILER COVERAGE
<input type="checkbox"/> AEFC-900	9"	7"	4 NAILERS
<input type="checkbox"/> AEFC-1050	10 1/2"	8 1/2"	5 NAILERS
<input type="checkbox"/> AEFC-1200	12"	10"	6 NAILERS
<input type="checkbox"/> AEFC-1350	13 1/2"	11 1/2"	7 NAILERS

MATERIAL

- 22 Ga. Galv. Steel
- .050" Aluminum
- .063" Aluminum
- OTHER: _____

Color: _____

Finish: _____

Substrate: Wood

If substrate is not given, wood fasteners will be provided. Masonry

Metal

QUANTITIES

_____ Lineal Feet (12'-0" Lengths)

_____ Outside Miter (90°)

_____ Inside Miter (90°)

_____ Right Endcaps

_____ Left Endcaps

_____ Right Endwall Flashing

_____ Left Endwall Flashing

_____ Overflow Scupper
Style A Style B

_____ Spillout Scupper
Style A Style B

_____ Downspout Scupper
Style A Style B

Downspout Size _____ x _____

Max. Downspout Size is 5" x 6"

Custom print needed for larger sizes.

Style A=Tapered 1.5" Drop | Style B=Flat

PROJECT INFO

Project Name: _____

Architect: _____

Roofing Contractor: _____

Project Type:

By selecting this box you have verified and confirmed that dimensions, sizes, and quantities are correct. All products will be installed in strict accordance with printed instructions.

Date: _____

Customer Service
800-558-2162
(Metal-Era)

SHT #: _____ of _____

DATE: **09/18/24**

DRN BY: **JJC**

CKD BY: **MM**

DWG #: **18010-2091**

REV: **J**