

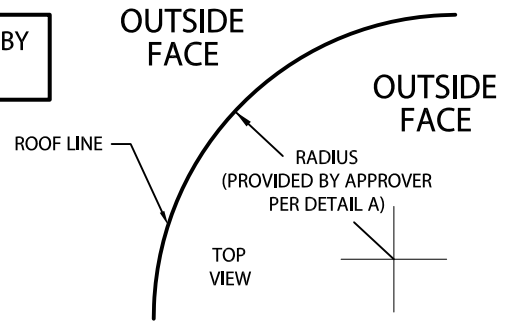


ELEVATE ANCHORGARD® RADIUS DRIP EDGE

PITCHED ROOF FLANGE VERSION

ANCHOR BAR @ 6'-0" OR 12'-0" LENGTHS, COVER 6'-0" LENGTHS

IMPORTANT!!! MUST INDICATE PROPER RADIUS CONDITION BY CIRCLING APPROPRIATE OUTSIDE FACE



PROVIDING A RADIUS
THE RADIUS MAY BE PROVIDED IN ONE OF TWO METHODS:

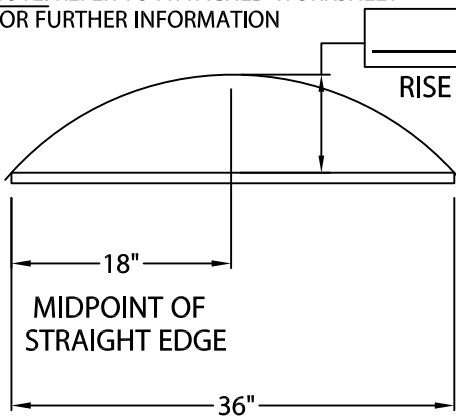
1.) THE ACTUAL KNOWN RADIUS IS

_____ ' FEET _____ " INCHES

OR

2.) FIELD CONDITION MEASUREMENTS

NOTE: REFER TO ATTACHED WORKSHEET FOR FURTHER INFORMATION



_____ " INCHES

RISE
MAXIMUM OF 2 9/32" (CALL IF MORE)
* RADIUS PRODUCT NOT REQUIRED IF UNDER 5/32"

LENGTH OF STRAIGHT EDGE

NOTE: CHECK MEASUREMENTS ALONG ENTIRE RADIUS.

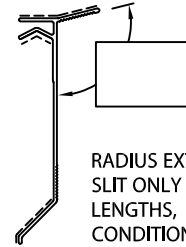
DETAIL A

----- INDICATES AREAS THAT WILL BE SLIT AS NEEDED TO ACCOMODATE RADIUS

COVER 6'-0" LENGTHS



ANCHOR BAR



MAX. 4/12 ROOF PITCH

RADIUS EXTRUDED BAR, PROVIDED SLIT ONLY IN EITHER 6'-0" OR 12'-0" LENGTHS, DEPENDING ON RADIUS CONDITION

NOTE: PROVIDED WITH 1" LAP NOTCH

ELEVATE ANCHORGARD RADIUS DRIP EDGE DIMENSIONS

PRODUCT ID. NO.	H DIM
<input type="checkbox"/> AFDE-30	3"
<input type="checkbox"/> AFDE-45	4 1/2"
<input type="checkbox"/> AFDE-60	6"
<input type="checkbox"/> AFDE-75	7 1/2"

Fabrication will proceed only after receipt of signed print approval.

Print Approval:

Architect and/or contractor shall verify all dimensions, sizes and quantities. All products to be installed in strict accordance with Elevate's printed instructions.

Approved by: _____

Date: _____

MATERIAL:

_____ 24 GA. GALVANIZED STEEL
_____ .040" ALUMINUM
_____ OTHER _____

COLOR: _____

FINISH: _____

QUANTITIES:

_____ LINEAL FEET 12'-0" LENGTHS

PROJECT:

ARCHITECT:

ROOFING CONTRACTOR:

REPRESENTATIVE/DISTRIBUTOR:



ELEVATE
26 CENTURY BLVD.
SUITE 205
NASHVILLE, TN 37214
CONTACT YOUR LOCAL ELEVATE REPRESENTATIVE

DATE: 09/16/24

DRN BY: MLM

CKD BY: MM

SHT.# _____ OF _____

DWG# 13010-43813

A