



VERSITRIM EX RADIUS DRIP EDGE

PITCHED ROOF FLANGE VERSION

ANCHOR BAR @ 6'-0" OR 12'-0" LENGTHS, COVER 6'-0" LENGTHS

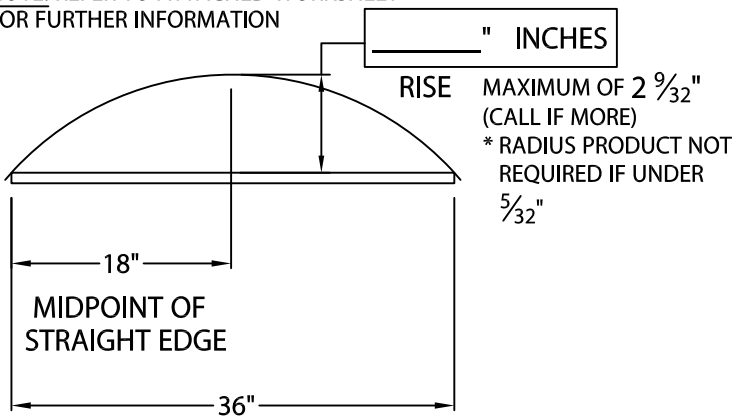
IMPORTANT!!! MUST INDICATE PROPER RADIUS CONDITION BY CIRCLING APPROPRIATE OUTSIDE FACE

PROVIDING A RADIUS
THE RADIUS MAY BE PROVIDED IN ONE OF TWO METHODS:

1.) THE ACTUAL KNOWN RADIUS IS
 ' FEET " INCHES
 OR
 MINIMUM OF 6'-0" (CALL IF LESS)
 * RADIUS PRODUCT NOT REQUIRED IF OVER 100'-0"

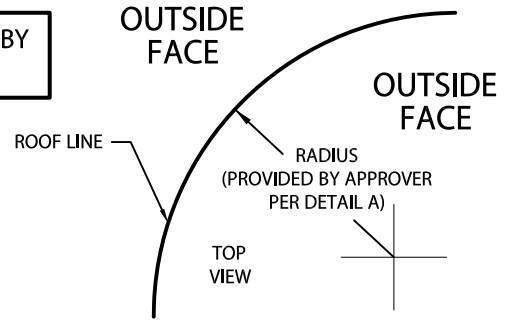
2.) FIELD CONDITION MEASUREMENTS

NOTE: REFER TO ATTACHED WORKSHEET FOR FURTHER INFORMATION

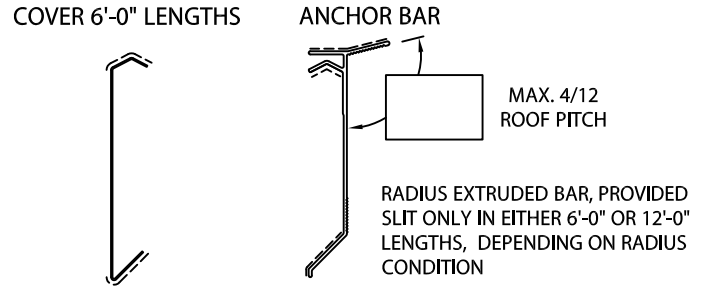


NOTE: CHECK MEASUREMENTS ALONG ENTIRE RADIUS.

DETAIL A



----- INDICATES AREAS THAT WILL BE SLIT AS NEEDED TO ACCOMODATE RADIUS



NOTE: PROVIDED WITH 1" LAP NOTCH

VERSITRIM 2000 RADIUS DRIP EDGE DIMENSIONS

PRODUCT ID. NO.	H DIM
<input type="checkbox"/> AFDE-30	3"
<input type="checkbox"/> AFDE-45	4 1/2"
<input type="checkbox"/> AFDE-60	6"
<input type="checkbox"/> AFDE-75	7 1/2"

Fabrication will proceed only after receipt of signed print approval.

Print Approval:

Architect and/or contractor shall verify all dimensions, sizes and quantities. All products to be installed in strict accordance with with Versico, Inc's. printed instructions.

Approved by: _____

Date: _____

MATERIAL:

____ 24 GA. GALVANIZED STEEL
 ____ .040" ALUMINUM
 ____ OTHER _____

COLOR: _____

FINISH: _____

QUANTITIES:

____ LINEAL FEET 12'-0" LENGTHS

PROJECT: _____
 ARCHITECT: _____
 ROOFING CONTRACTOR: _____
 REPRESENTATIVE/DISTRIBUTOR: _____

Customer Service
800-558-2162
(Metal-Era)



DATE: 03/12/25

DRN BY: MLM

CKD BY: MM

SHT.# ____ OF ____

DWG# 18010-43817

B